

Quarterly Report • Q2 FY 2014

The Office of Research & Engagement • The University of Tennessee, Knoxville

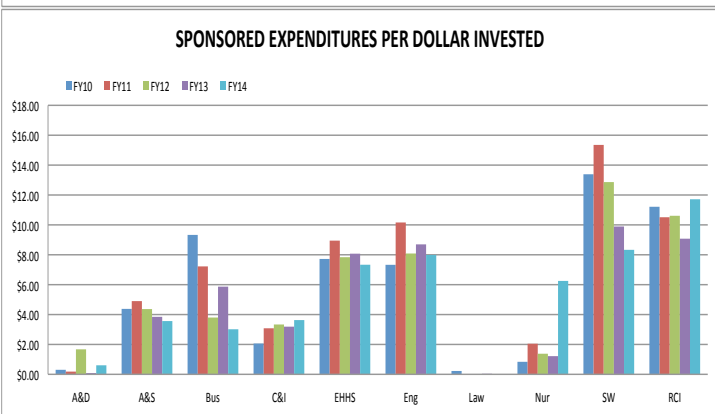
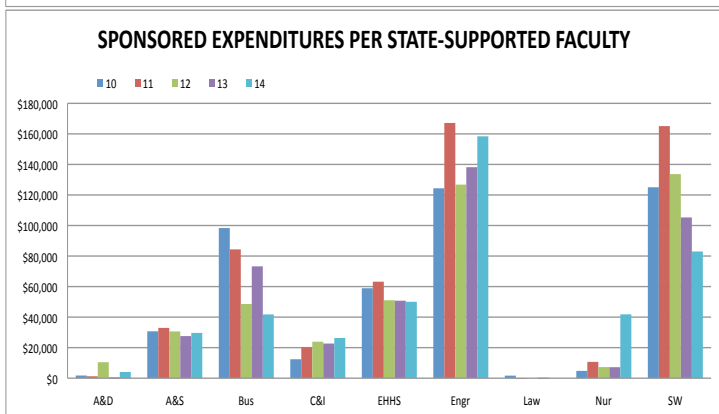
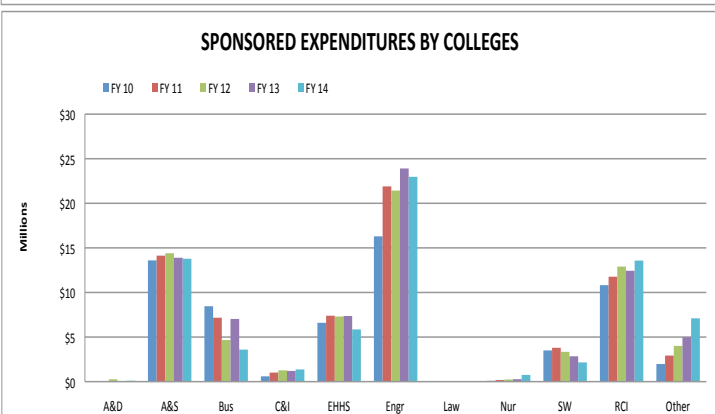
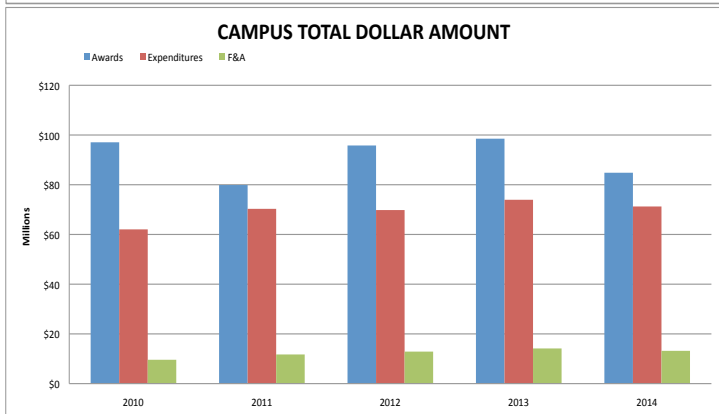
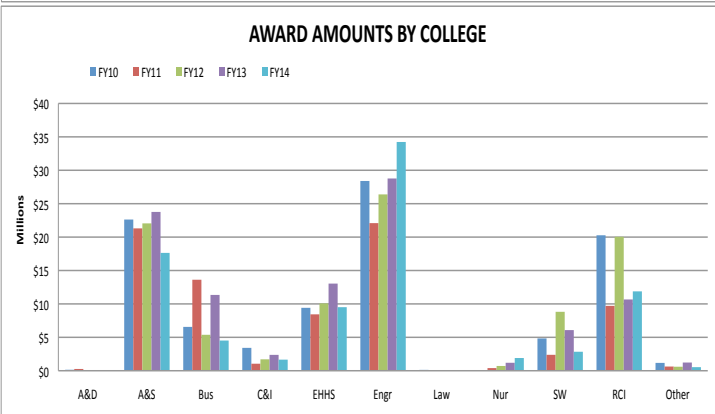
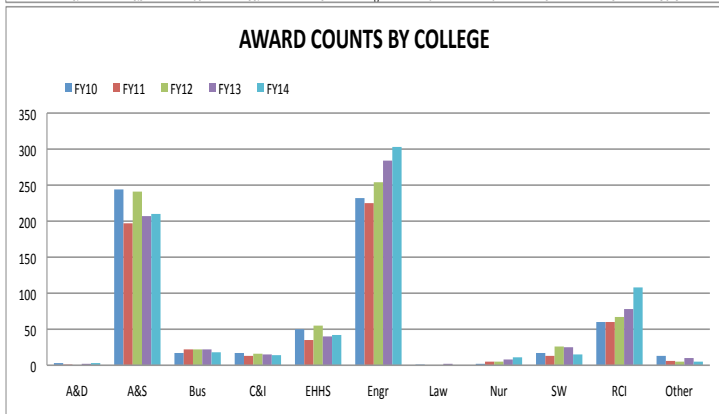
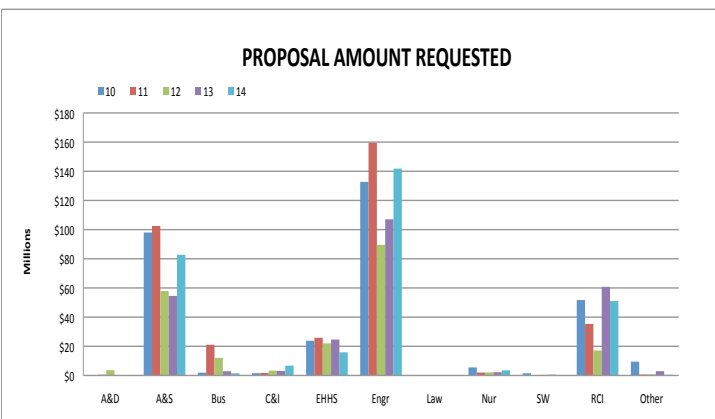
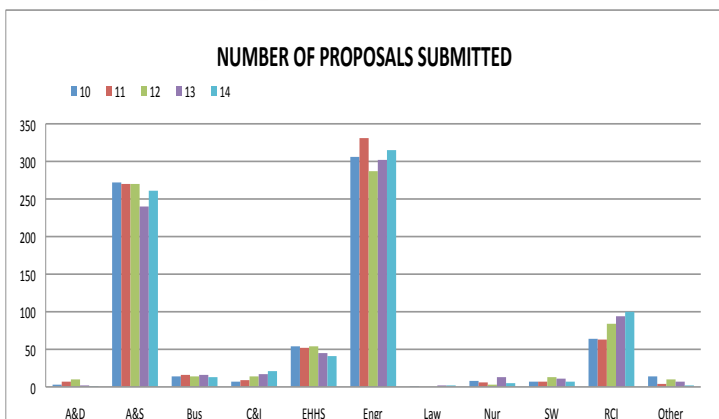
Proposals, awards, and expenditures year-to-date through Quarter 2

	Proposals Submitted - FY 14				Awards Received - FY 14				Sponsored Expenditures - FY 14	
	FY 14 Prop Cnt	prop cnt % incr. over FY 13	Amount Requested	% \$ Incr. Over FY 13	FY 14 Awd Count	awd cnt % incr. over FY 13	Amount Received	% \$ Incr. Over FY 13	Amount Expended	% \$ Incr. Over FY 13
College of Architecture and Design	1	-50%	\$50,560	-35%	3	50%	\$108,237	175%	\$101,789	573%
College of Arts and Science	261	9%	\$82,715,585	52%	210	1%	\$17,635,921	-26%	\$13,786,173	-1%
College of Business Administration	13	-19%	\$1,469,476	-50%	18	-18%	\$4,519,401	-60%	\$3,591,147	-49%
College of Communication and Information	21	24%	\$6,710,075	115%	14	-7%	\$1,659,117	-30%	\$1,368,026	14%
College of Education, Health, and Human Science	41	-9%	\$15,850,595	-36%	42	5%	\$9,511,528	-27%	\$5,855,038	-20%
College of Engineering	315	4%	\$141,795,442	32%	303	7%	\$34,235,113	19%	\$22,968,728	-4%
College of Law	2	0%	\$18,737	-6%		-100%		-100%	\$0	0%
College of Nursing	5	-62%	\$3,518,953	58%	11	38%	\$1,903,306	60%	\$752,675	175%
College of Social Work	7	-36%	\$326,715	-38%	15	-40%	\$2,840,698	-53%	\$2,157,617	-24%
Research Centers and Institutes	100	6%	\$51,018,185	-16%	108	38%	\$11,877,294	11%	\$13,572,994	9%
Other	2	-71%	\$470,500	-84%	5	-50%	\$535,625	-56%	\$7,097,964	43%
Total	768	3%	\$303,944,823	17%	729	5%	\$84,826,241	-14%	\$71,252,151	-4%

Top 20 Awards

Investigators (Primary PI First)	Departments, Centers, & Institutes	Project Title	Sponsor	Maximum Amount*
Gross, Louis;Gavrilets, Sergey;Lenhart, Suzanne;Buchan, Alison;Brothers, Ernest;New, John	NIMBioS: National Institute for Mathematical and Biological Synthesis	UTK-Natl Inst For Math & Biol Synth	NSF - National Science Foundation	\$18,600,000
Everett, Jerry	Law Enforcement Liaison Program	UTK-Transportation Center	Tennessee Department of Transportation	\$6,400,000
Hall, Howard;Heilbronn, Lawrence;Wirth, Brian;Ruggles, Arthur;Sickafus, Kurt;Counce, Robert	UT Radiochemistry Center of Excellence	UTK-Inst Nuclear Security	DOE - National Nuclear Security Administration	\$6,000,000
Peterson, Cynthia;Lenhart, Suzanne;Reed, Gregory;Hodges, Carolyn;Brothers, Ernest	Program for Excellence and Equity in Research (PEER)	UTK-School of genome science & tec	DHHS - NIH - National Institute of General Medical Sciences	\$4,956,180
Grzywacz, Robert;Grzywacz-Jones, Katherine	Center of Excellence for Radioactive Ion Beam Studies for Stewardship Science	UTK-Physics	Rutgers The State University of New Jersey	\$3,051,074
Richards, Stephen;Flinchum, Deanna	Prospectus for a Regional Center in US DOT Region 4 US DOT Strategic Goal Primary Focus: Safety	UTK-Transportation Center	US Dept. of Transportation - Research and Innovative Technology	\$2,592,500
Speraw, Susan;McRae, John;Skolits, Gary;Schwartz, John	Appalachian Community Health and Disaster Readiness: An Interprofessional Practi	UTK-College Of Nursing	DHHS - Health Resources and Services Administration	\$1,500,000
Smith, David;Wolbers, Kimberly;Skolits, Gary;Robinson, Stephanie	Tennessee Education of the Deaf (TENNEDE) Personnel Preparation Project: Focus Area B: Preparing personnel to serve school-age children with low-incidence disabilities	UTK-Center On Deafness	US Dept. of Education	\$1,250,000
Hillyer, Sarah;Huffman, Ashleigh	Strong Women. Better World.	UTK-Admin-Education, Health & Human Sciences	U.S. Department of State	\$1,250,000
Dongarra, Jack	SI2-SSI: Collaborative Research: Sustained Innovation for Linear Algebra Software (SILAS)	UTK-Dist Rsch Prof-Elec Engr & Comp Sci	NSF - National Science Foundation	\$1,190,000
Campbell, Paul;Cheatham, Joanna;Cunningham, Maryanne	Child Care Assessment Supportive Services Program (STARS) FY14	UTK-Social work research & pub svc	Tennessee Department of Human Services	\$1,150,000
Beebe, Lora;Roman, Marian;Raynor, Hollie;Thompson, Dixie;Schumann, David;Wyatt, Tami;Skolits, Gary	Recovery-Based Interprofessional Distance Education (RIDE) Program	UTK-College Of Nursing	DHHS - Health Resources and Services Administration	\$1,076,182
Dongarra, Jack	PaRSEC: A Modular Software Framework for Performance & Productivity on Hybrid Ma	UTK-Dist Rsch Prof-Elec Engr & Comp Sci	DOE - Office of Science	\$1,020,151
Tomsovic, Kevin;Liu, Yilu;King, Thomas	ERC for Ultra-Wide Area Resilient Electric Energy Transmission Network	UTK-Electrical Engr & Computer Science	NSF - National Science Foundation	\$955,561
Classen, Aimee	Incorporating rhizosphere interactions and soil physical properties into a soil carbon degradation model through experimenting across ecotypes	UTK-Ecology & Evolutionary Biology	DOE - US Dept. of Energy	\$882,328
Engel, Annette	Dimensions: Collaborative Research: Functional diversity of chemosymbiosis in lucinid bivalves from coastal biomes	UTK-Earth & Planetary Sciences	NSF - National Science Foundation	\$794,388
Alexandre-Jouline, Gladys;Morrell-Falvey, Jennifer;Alexiades, Vasilios	Real Time Chemotaxis in Commensal Plant-microbe Associations	UTK-Biochem/cell & Molec Biology	NSF - National Science Foundation	\$793,903
Cowherd, Stephanie	DRS/CIETAT	UTK-Center For Literacy Studies	Tennessee Department of Human Services	\$792,400
Parker, John;Kim, Ungtae	A Practical Approach for Remediation Performance Assessment and Optimization at DNAPL Sites for Early Identification and Correction of Problems Considering Uncertainty.	UTK-INST SECURE & SUSTAINABLE ENVIR	DOD - Department of the Army	\$789,190
Prins, Brandon	Political Reach, State Fragility, and the Incidence of Maritime Piracy: Explaining Piracy and Pirate Organization, 1993-2012	UTK-Political Science	Office Of Naval Research (AS400)	\$776,999

* Anticipated amount



How quarterly report data are derived

Quarterly reports are year-to-date comparisons. For example, the first-quarter report is composed of data for the first three months of each fiscal year presented, while the second-quarter report contains data for the first six months of each fiscal year, and so forth. The first, second, and third quarter reports are drawn from data **based on the date of data entry**. The final fiscal-year award is **based on the award-effective date**.

Data depicting colleges and major research centers are presented to show trends within each unit. Proposal and award data are recorded in TERA by the Office of Research. Expenditure, F&A, university support, and faculty count data are taken from IRIS. For more detailed information about the origins of these data, visit <http://research.utk.edu/category/reports/>

February 19, 2014



The University of Tennessee, Knoxville, is an EEO/AA/Title VI/Title IX/Section 504/ADA/ADEA institution in the provision of its education and employment programs and services. *Quarterly Report* is published four times a year for the faculty and research staff of UT Knoxville by the UT Office of Research & Engagement (1534 White Ave., Knoxville, TN 37996-1529). **Contact: Associate Vice Chancellor for Research**, (research@utk.edu, 865-974-3466). Archived at <http://research.utk.edu/category/reports>